


# HOW TO PLAY QUINTITIES

"Line Up the Quintities" is a creation by ARR-EFF.  
(PATENT PENDING)

THE EMBOSSING COMPANY  
ALBANY, NEW YORK

## BOTTOMS UP



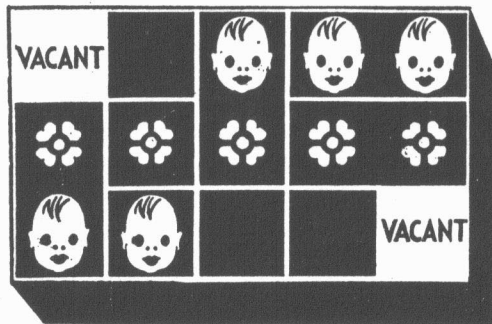
Bottoms Up is one of those rare dice games that even your dumbest friend can learn in no time at all. But at the same time, it's got suspense enough to keep a worldly crowd, hard at it all evening. Looks like a million—Costs \$1.00.

## OTHER GAMES BY THE EMBOSSING COMPANY



Distinctive little packages to slip in your pocket and give to the commuter, the convalescent, or anyone else with time to kill. Because we can't rightly say which is the best—better get one of each. They're only a quarter a throw.

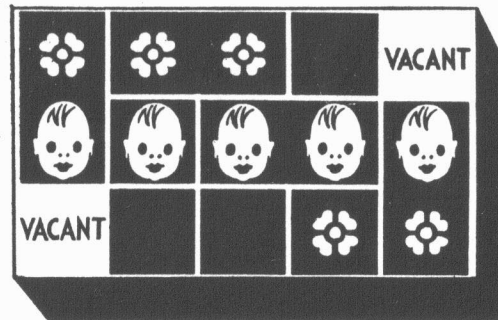
## START



### » HOW TO START «

Arrange the blocks in box in the exact position as shown in the above diagram marked "Start." Be sure to have the five flowers in the center row, and the vacant spaces in the right places. The Quinties are now separated; three on the right of the upper row, and two on the left of the lower row. Also notice the correct position of the oblong blocks in relation to the square blocks. Then proceed as described on the opposite page.

## FINISH




### » HOW TO FINISH «

The object of this puzzle is to slide the blocks in the box until you have lined up the QUINTIES in the center row, and the flowers in the exact position as shown in the above diagram marked "Finish." The Finish may be reached by innumerable ways, but remember, the blocks must always be slid in the box.

### NO LIFTING! NO JUMPING!

So far, the record of "Line up the Quinties" is 46 seconds or 46 moves. Can you beat it?

## ANAGRAMS



Do you play Anagrams? What a game for any age and any number! Look for this handsome package—then see if you don't think the ebonized tiles with their raised Ivory letters are pretty nice. Though they're the best you can buy, still they're inexpensive. 50c and \$1.00.