



Fisher-Price



THE PUZZLE PLACE GAME



For 2-6 Players

Designed for Ages 3 Years and Up

Object of the Game

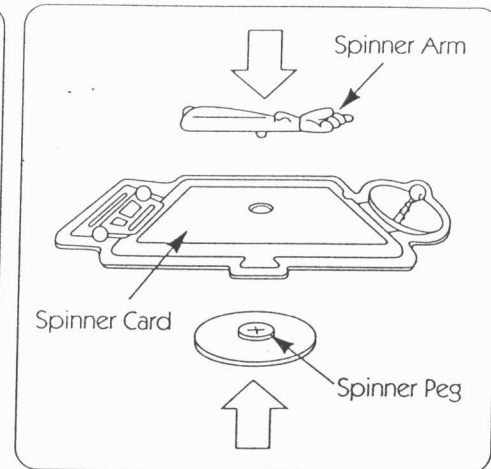

Be the player to put the final piece of the puzzle together!

Contents

Game Board, Puzzle Tray, Puzzle Tray Pedestal, Spinner Arm (two pieces), Perforated Cardboard Sheet, Puzzle Place Friends - 6, Decorative Label Sheet



One-Time Assembly




- Carefully separate the puzzle pieces and the spinner card. Set the puzzle pieces aside for game set-up.
- Apply a decorative label to the smooth side of each Puzzle Place Friend.
- Insert the spinner peg up through the perforated hole in the spinner card.
- Snap the spinner arm to the spinner peg protruding from the top of the spinner card.
- Remove the blank puzzle pieces and the circle from the game board. Discard these cardboard pieces.

- Unfold
- Snap th
- Fit the p
- Take tur picture



Let's Set-Up



- Unfold the game board and place it on a flat surface.
- Snap the tray pedestal to the bottom of the puzzle tray.
- Fit the puzzle tray into the center area of the game board.
- Take turns fitting the puzzle pieces into the game board path in any order, **picture side down.**



Let's Clean Up



- Store the puzzle pieces in the puzzle tray.
- Put the game board, Puzzle Place Friends, spinner and instructions back into the box.

If you have any questions about this product, or would like to order replacement pieces, please call Fisher-Price Consumer Affairs, toll-free at **1-800-432-KIDS** (1-800-432-5437) between 8 AM and 6 PM Eastern time, Monday through Friday, or write to:

Fisher-Price, Inc.
Attn: Consumer Affairs
636 Girard Avenue
East Aurora, New York 14052

Hearing-impaired consumers using TTY/TDD equipment, please call 1-800-382-7470.

Please keep these instructions for future reference.

The Puzzle Place is a co-production of Lancit Media Productions, Ltd., and KCET/Los Angeles

Major funding provided by the Corporation for Public Broadcasting and SCEcorp.

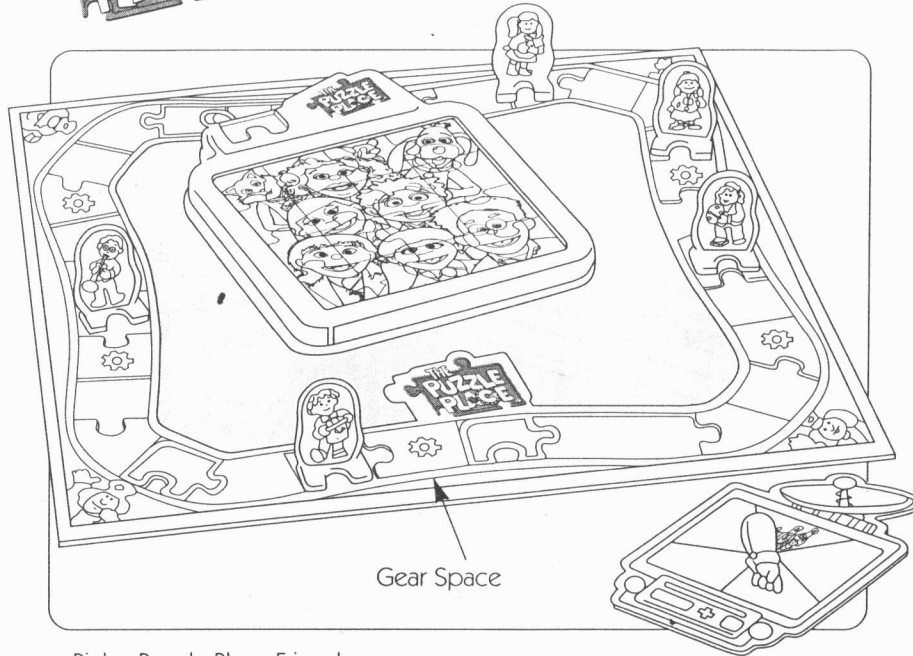
The Puzzle Place™ Characters and Designs
©1994, 1995 Lancit Copyright Corporation/KCET
All rights reserved.


Product and Instruction Booklet ©1995 Fisher-Price, Inc.


Fisher-Price



Let's Play



- Pick a Puzzle Place Friend.
- Place your Puzzle Place Friend on the gear space  that matches the color of your Puzzle Place Friend.
- The youngest player goes first. Play continues to the left (clockwise).
- Spin the spinner. Look to see where the spinner lands.
- If the spinner lands on a color, move your Puzzle Place Friend on the game board path clockwise to the next matching color space. If there is a puzzle piece in that space, remove it and put it in the right spot in the puzzle tray. (Everyone can help!) If there is not a puzzle piece in that space, keep your Puzzle Place Friend on that space.
- Now, it's the next player's turn.
- If the spinner lands on the Piece Police, move your Puzzle Place Friend clockwise to the next space with a puzzle piece. You get to put that puzzle piece in the right spot in the puzzle tray. Your turn is over. It's the next player's turn.




Piece Police

4



You Win!



- The player who lands on the last puzzle piece, gets to complete the puzzle! Fit your Puzzle Place Friend into the puzzle tray.
- For the next game, the player who completed the puzzle gets to go first!

5